



(Code : 4729)

MILDEX OPTICAL INC.

2022 Investor Conference

Presented by : Ted Lin, General Manager

Date : 2022-7-13



Contents



- 01 **Company Overview**
- 02 **Market Overview**
- 03 **Operation Overview**
- 04 **Business Outlook**



Disclaimer



This presentation and release contain “forward-looking statements” which may include projections of future results of operations, financial condition or business prospects based on our own information and other sources. • Our actual results of operations, financial condition or business prospects may differ from those expressed or implied in these forward-looking statements for a variety of reasons, including but not limited to market demand, price fluctuations, competition, international economic conditions, supply chain issues, exchange rate fluctuations and other risks and factors beyond our control. • The forward-looking statements in this release reflect the current belief of Mildex company as of the date of this release. Mildex company undertakes no obligation to update these forward-looking statements for events or circumstances that occur subsequent to such date.

P
ART 01

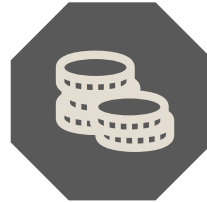
Company Overview

ONE

General Information



Set Up
2005.05.26



Capital
1.02B




IPO Date
2009.02.24



2021 Revenue
1.15B



Location
**Kaohsiung Industrial
Park**



Employee
400

Part One

Product Line



1 TPM

- PROJECTIVE CAPACITIVE TOUCH
- RESISTIVE TOUCH WINDOW
- SUNLIGHT READABLE



2 Bonding

- OCR
- OCA
- AIR BONDING



3 TDM & Plus

- BRIGHTNESS ENHANCEMENT
- CHASSIS ASSEMBLY
- OPEN CELL LCM BONDING
- MILITARY NVIS AVAILABLE

Part One

Total TDM Solution Provider

Applications I

1

Industrial



Industrial Tablet

2

Medical



Vital Monitor

3

Defense



Aviation



IOT Service



Diagnosis Machine




Rugged NB

Applications II

4

Smart Living



Fitness Machine



Smart Home

5

Commercial



Self-service Kiosk



Digital Signage

6

Moving Forward



Marine Control



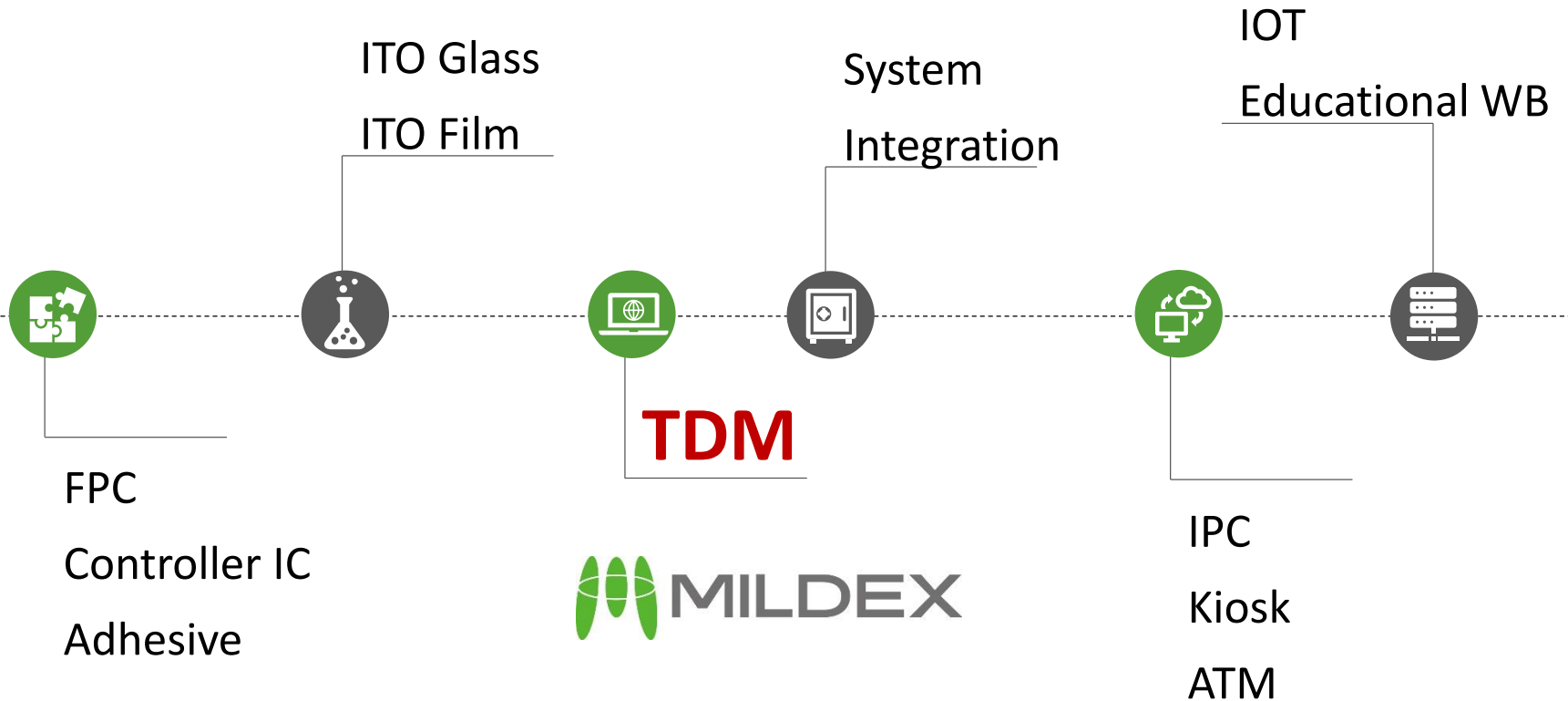
Car Charging

P
ART 02

Market Overview

TWO

Supply Chain



Part Two

Business Trend

1. Taiwan is the beneficiary due to due to US against China & China 0 infection policy.
2. IOT and Industrial 4.0 increase the demand for next 2~3 years.
3. Medical, Defense, and Outdoor product reply on its quality and stability trough out the design.
4. Demand drop on consumer and commercial field.



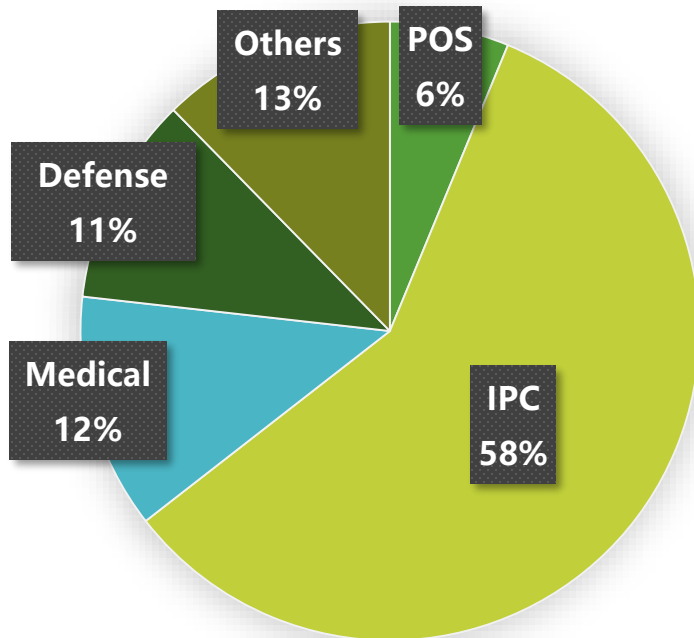
P
ART 03

Operation Overview

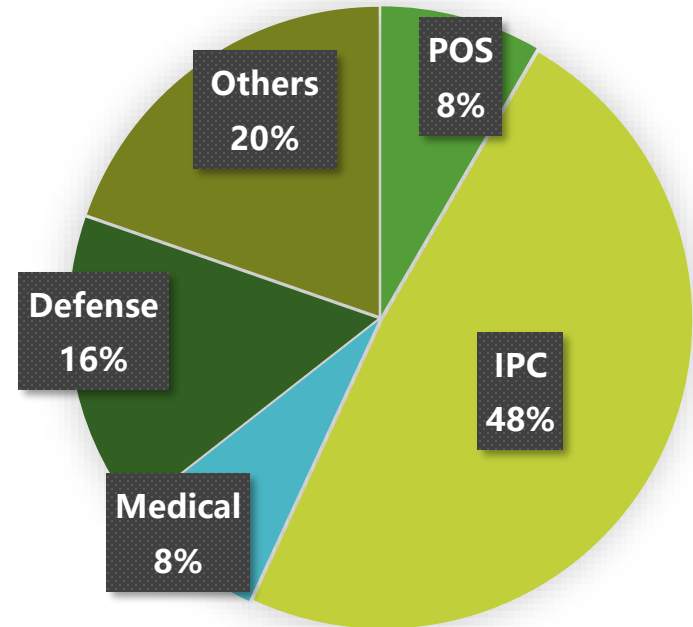
THREE

Sales by Applications 2022Q1 v.s. 2021Q1

2022Q1 : NT\$346,495K



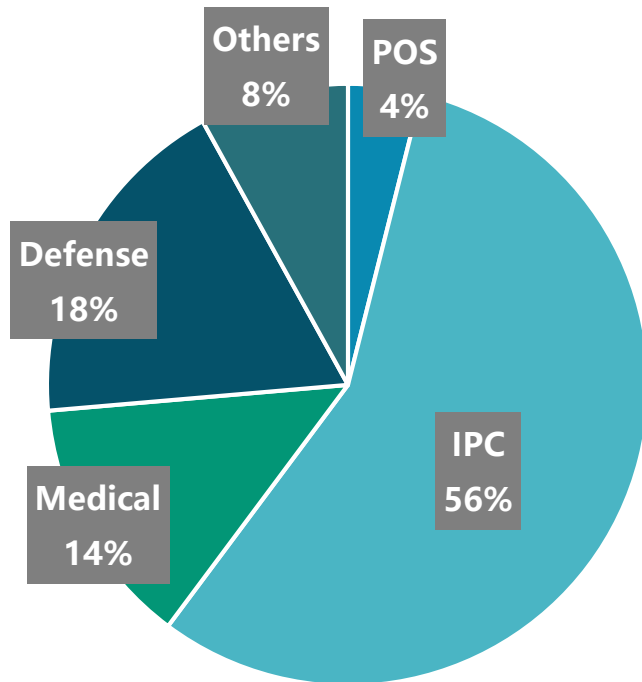
2021Q1 : NT\$244,421K



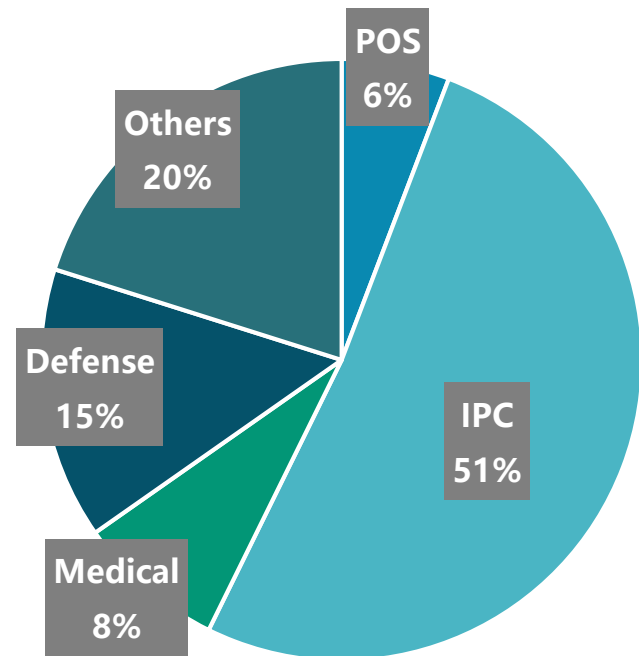
Part Three

Sales by Applications 2022Q2 v.s. 2021Q2

2022Q2 : NT\$363,960K

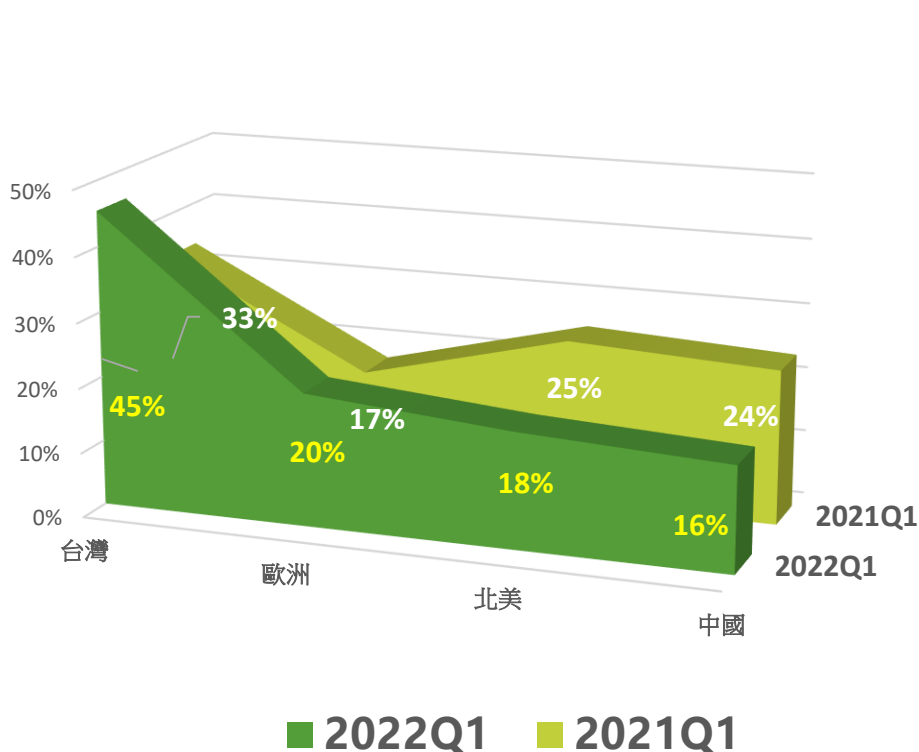


2021Q2 : NT\$308,654K



Part Three

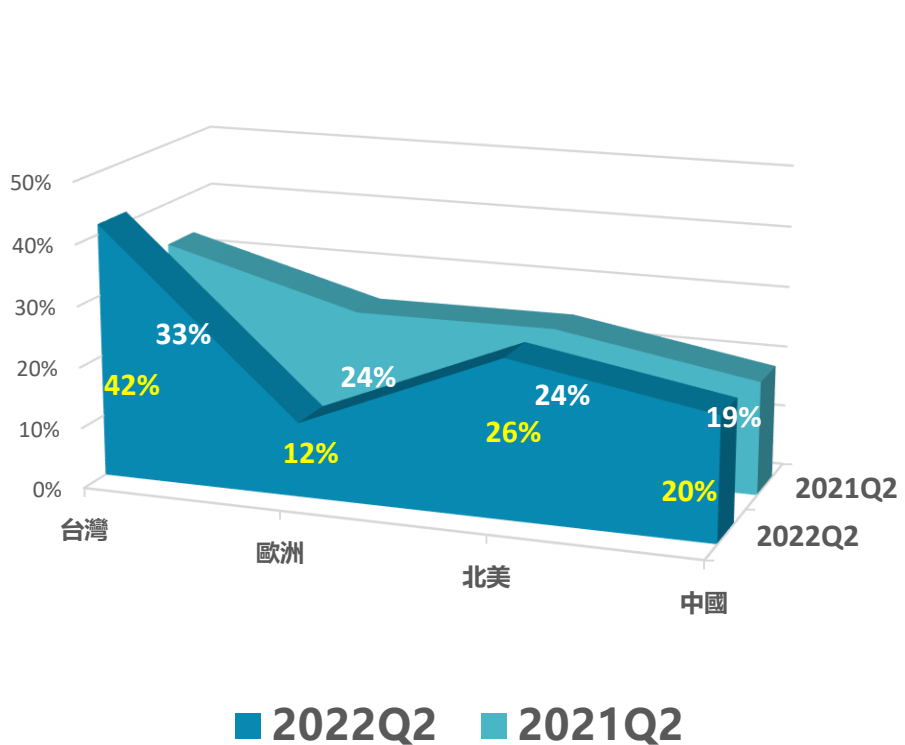
Sales by Region 2022Q1 v.s 2021Q1



NT\$K, %

Region	2022Q1		2021Q1		YOY
	Amt	%	Amt	%	%
Taiwan	157,510	45%	81,666	33%	93%
Europe	70,943	20%	42,679	17%	66%
North America	61,806	18%	61,989	25%	0%
China	56,236	16%	58,087	24%	-3%
Total	346,495	100%	244,421	100%	42%

Sales by Region 2022Q2 v.s 2021Q2



NT\$K, %

Region	2022Q2		2021Q2		YOY %
	Amt	%	Amt	%	
Taiwan	151,756	42%	101,793	33%	49%
Europe	44,275	12%	74,355	24%	-40%
North America	94,353	26%	74,918	24%	26%
China	73,576	20%	57,588	19%	28%
Total	363,960	100%	308,654	100%	18%

2022Q1 Financial Results

NT\$K, %

項目	2022Q1		2021Q4		QoQ	2021Q1		YoY
Operating Revenue	346,495	100.0%	305,792	100.0%	13%	244,421	100.0%	42%
Gross Profit	56,357	16.3%	40,967	13.4%	38%	21,373	8.7%	164%
Operating Expenses	49,884	14.4%	55,448	18.1%		50,708	20.7%	
Gross Income (Loss) from Operations	6,473	1.9%	(14,481)			(29,335)		122%
Non-operating Revenue and Expenses	462	0.1%	(133,583)			15,454	6.3%	
Income (Loss) Before Tax	6,935	2.0%	(148,064)		205%	(13,881)		150%
Income Tax Expense	3,405	1.0%	1	0.0%		1,974	0.8%	
Continuing Operations' Income (Loss) After Tax	3,530	1.0%	(148,065)		202%	(15,855)		122%
EPS	0.04					(0.14)		

Part Three

- ◆2022 Q1 turn to profitable income.
- ◆1st Quarter sales growth 42%, gross profit & Income before tax had also big growth.

Balance Sheet & Key Index

NT\$K, %

Accounts	2022Q1		2021Q4		2021Q1	
Cash and Cash Equivalents	477,618	14%	451,283	14%	233,663	7%
Accounts Receivable	238,833	7%	241,950	7%	164,773	5%
Inventories	271,427	8%	252,574	8%	152,275	4%
Total Assets	3,348,371	100%	3,320,275	100%	3,399,977	100%
Accounts Payable	157,004	5%	203,359	6%	165,866	5%
ST Debt	1,086,000	32%	1,023,000	31%	930,000	27%
LT Debt	706,457	21%	737,624	22%	807,450	24%
Total Liabilities	2,194,527	66%	2,230,015	67%	2,129,898	63%
Total Equity	1,153,844	34%	1,090,260	33%	1,270,079	37%
Key Indices						
Inventory turnover days	82.57		67.71		57.57	
AR turnover days	63.70		57.94		53.44	
AP turnover days	56.68		50.91		50.98	

Part Three

- ◆ Q1 Debit Ratio lower to 66%.
- ◆ Inventory Turnover time increase because of long lead time of material along with earlier material preparation.

P
ART 04

Business Outlook

FOUR

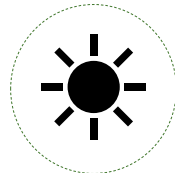
Business Strategy



Continuously to enhance the value of Medical and Defense based on special water proof, explosion proof and rugged solution.



Provided one stop shopping for total customized solution because Mildex has Start to the end factory.



Special SR design for outdoor design and rugged environment such as “Car Charging Station” .



Implement ESG policy to in line with global trend.

Proprietary Technology

Patent Model	Certificate No.	Subject
	I301214	Anti-reflection touch input device
	I350929	Touch-control transfective flat panel display having high visibility under highlight
	I355600	High-visibility and anti-electromagnetic interference touch flat display device and the touch panel thereof
Invention	I363890	Touch-control semi-transfective flat display apparatus and touch-control panel thereof having high visibility and electromagnetic interference resistance
	I376621	Anti-reflective capacitive touch transfective flat panel display device
	I393938	Thin-shaped touch-control panel having high visibility and reflection resistance
	M326641	Capacitive touch control panel display viewable under strong light
	M377643	High visibility touch flat panel display and touch panel thereof
Utility	M390469	Touch-control-type planar display device with high visibility and planar display panel thereof
	M559418	Anti-electromagnetic interference high visibility touch panel
	M558399	Anti-electromagnetic interference high visibility touch panel



(Code : 4729)

MILDEX OPTICAL INC.

Q & A

More